



District Report Card: 2017


State: Jharkhand	District: Ranchi
Class: 8	Subject: Mathematics
Schools: 49	Students: 1214


Participation/Coverage


Students

<div>GENDER</div> <div></div>	Boys		Girls	
	Number	%	Number	%
	504	41.52	710	58.48

<div>AREA</div> <div></div>	Rural		Urban	
	Number	%	Number	%
	1013	83.44	201	16.56

<div>CATEGORY</div> <div></div>	SC		ST		OBC		GEN	
	Number	%	Number	%	Number	%	Number	%
	97	7.99	620	51.07	460	37.89	37	3.05

<div>CWSN</div> <div></div>	LD	VI	HI	S&LD	ID	Oth
	1	0	1	0	3	1

<div>Management</div> <div></div>	Government		Government-aided	
	Number	%	Number	%
	990	81.55	224	18.45

Average Performance of Students in Mathematics (%)

Overall	Gender		Area		Management		Social Group			
	Male	Female	Rural	Urban	Govt.	Aided	SC	ST	OBC	GEN
48.40	48.25	48.51	48.91	45.84	51.55	34.49	45.64	47.73	49.80	49.55

Performance on Learning Outcomes (LOs)

Learning Outcomes	Description	Average Performance(%)
M601	Solves problems involving large numbers by applying appropriate operations	44.00
M606	Solves problems on daily life situations involving addition and subtraction of fractions / decimals	57.00
M620	Finds out the perimeter and area of rectangular objects in the surroundings like floor of the class room, surfaces of a chalk box etc.	54.74
M621	Arranges given/collected information in the form of table, pictograph and bar graph and interprets them	46.33
M702	Interprets the division and multiplication of fractions	43.57
M705	Solves problems related to daily life situations involving rational numbers	39.21
M706	Uses exponential form of numbers to simplify problems involving multiplication and division of large numbers	45.77
M707	Adds/subtracts algebraic expressions	67.05
M710	Solves problems related to conversion of percentage to fraction and decimal and vice versa	41.21
M717	Finds out approximate area of closed shapes by using unit square grid/graph sheet	37.67
M719	Finds various representative values for simple data from her/his daily life contexts like mean, median and mode	54.63
M721	Interprets data using bar graph	68.57
M801	Generalizes properties of addition, subtraction, multiplication and division of rational numbers through patterns	35.34
M802	Finds rational numbers between two given rational numbers	49.67
M803	Proves divisibility rules of 2, 3, 4, 5, 6, 9 and 11	59.67
M804	Finds squares, cubes, square roots and cube roots of numbers using different methods	55.05
M808	Uses various algebraic identities in solving problems of daily life	49.19
M812	Verifies properties of parallelogram and establishes the relationship between them through reasoning	40.08
M818	Finds surface area and volume of cuboidal and cylindrical object	22.96
M819	Draws and interprets bar charts and pie charts	45.96

Range of Performance of Students who Answered Correctly							
Below 30%		30% - 50%		50% - 75%		Above 75%	
Number	%	Number	%	Number	%	Number	%
263	21.66	381	31.38	453	37.31	117	9.64

Lowest Performing Learning Outcomes (LOs)

- 1 - Finds surface area and volume of cuboidal and cylindrical object (22.96)
- 2 - Generalizes properties of addition, subtraction, multiplication and division of rational numbers through patterns (35.34)
- 3 - Finds out approximate area of closed shapes by using unit square grid/graph sheet (37.67)

4 - Solves problems related to daily life situations involving rational numbers (39.21)

5 - Verifies properties of parallelogram and establishes the relationship between them through reasoning (40.08)